

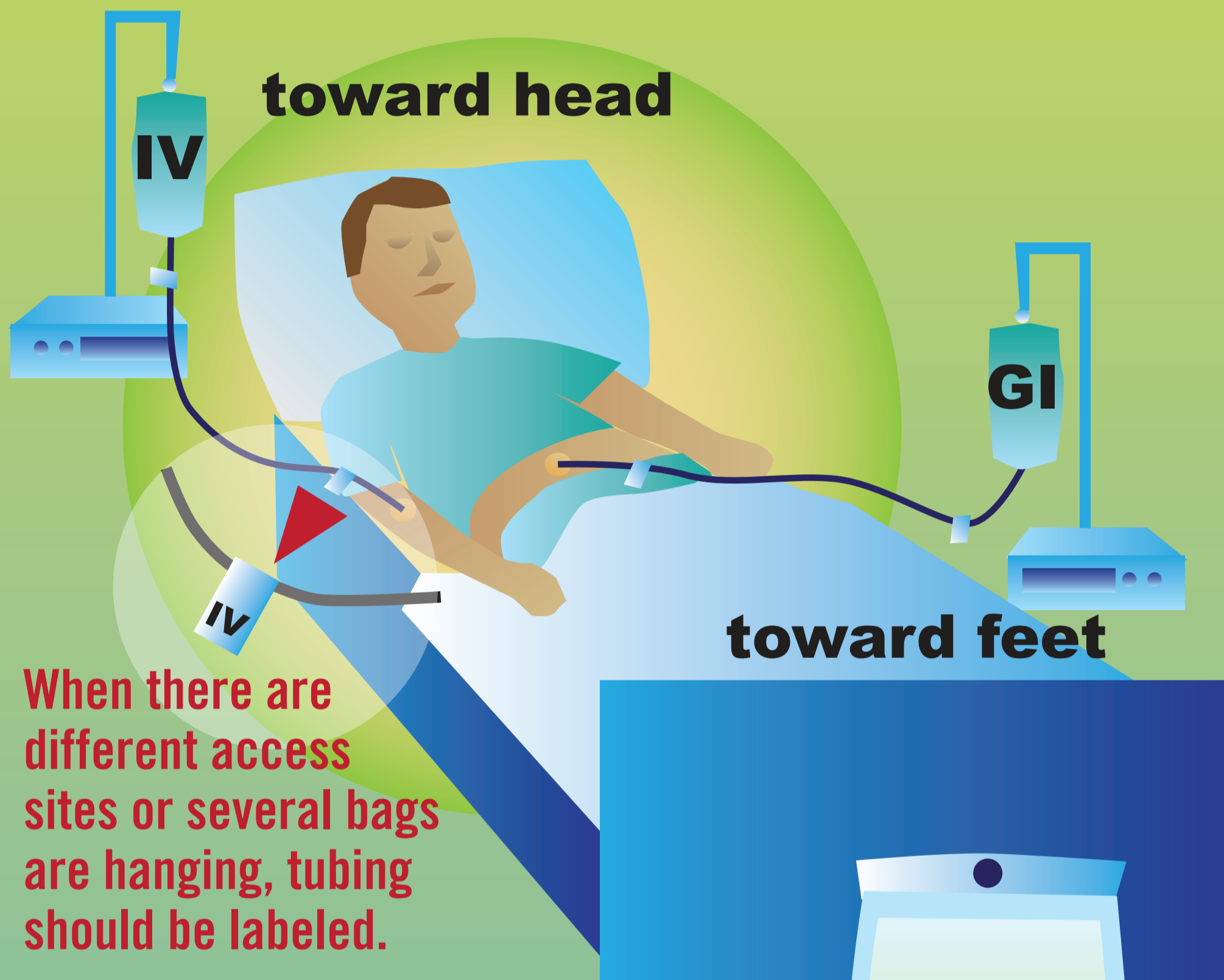
Managing risk of tubing misconnections during the transition to new ISO connector standards

REMINDERS FOR CLINICIANS

Trace tubing or catheter from the patient to point of origin:

- Before connecting or reconnecting any device or infusion
- At any transition, such as to a new setting or service
- As part of the hand-off process

Route tubes and catheters having different purposes in different, standardized directions.



When there are different access sites or several bags are hanging, tubing should be labeled.

Label at both distal and proximal.

Use safe practices to administer high-alert medications.

- For high-risk medications delivered via an epidural, intrathecal or arterial route, label the catheter and do not use tubing or catheters that have injection ports
- Implement an independent double-check procedure

Use tubing and related equipment only as they are intended to be used.

- Never use standard luer syringes for oral medications or enteral feedings
- Do not use IV tubing or IV pumps for enteral feedings
- Use distinctly different pumps for IV applications (rather than using similar pumps for intrathecal and/or epidural applications)
- Eliminate the use of temporary adapters as soon as possible
- Don't force connections, and avoid workarounds




Check vital signs immediately after making any connection.

TIPS FOR HEALTH CARE ORGANIZATIONS

In preparation for the new ISO connector standards – actions suggested by The Joint Commission

Assess and manage:



Current risks of injury

- Form an interdisciplinary task force
- Conduct acceptance testing
- Conduct risk assessment on new tubing and catheters

Aware:

Learn about upcoming ISO connector standards

Generate awareness to all

- clinicians
- administrators
- supply chain
- health care technology management
- support staff



See the **FAQs** at stayconnected2014.org

Prepare:

Assess and adapt existing systems, processes and protocols


Dialogue with suppliers - learn about their plans



Adopt:

There will be a transition period during which current and new connectors are available

As new connectors become available, purchase only equipment that will conform to the new ISO connector standards



Make an organizational commitment to avoid buying equipment with luer lock connectors for

- limb cuff inflation
- neuraxial
- enteral
- breathing systems
- pressurized gases applications