

# COVID-19 Summary

as of March 13, 2020



**Biomedtracker and Trialtrove** have a total of **307** clinical trials for the treatment of **COVID-19**.

**152** initiated trials for the treatment of **COVID-19**



**155** Trials have been announced but have not yet begun recruitment

**22**

in January 2020

**119**

in February 2020

**11**

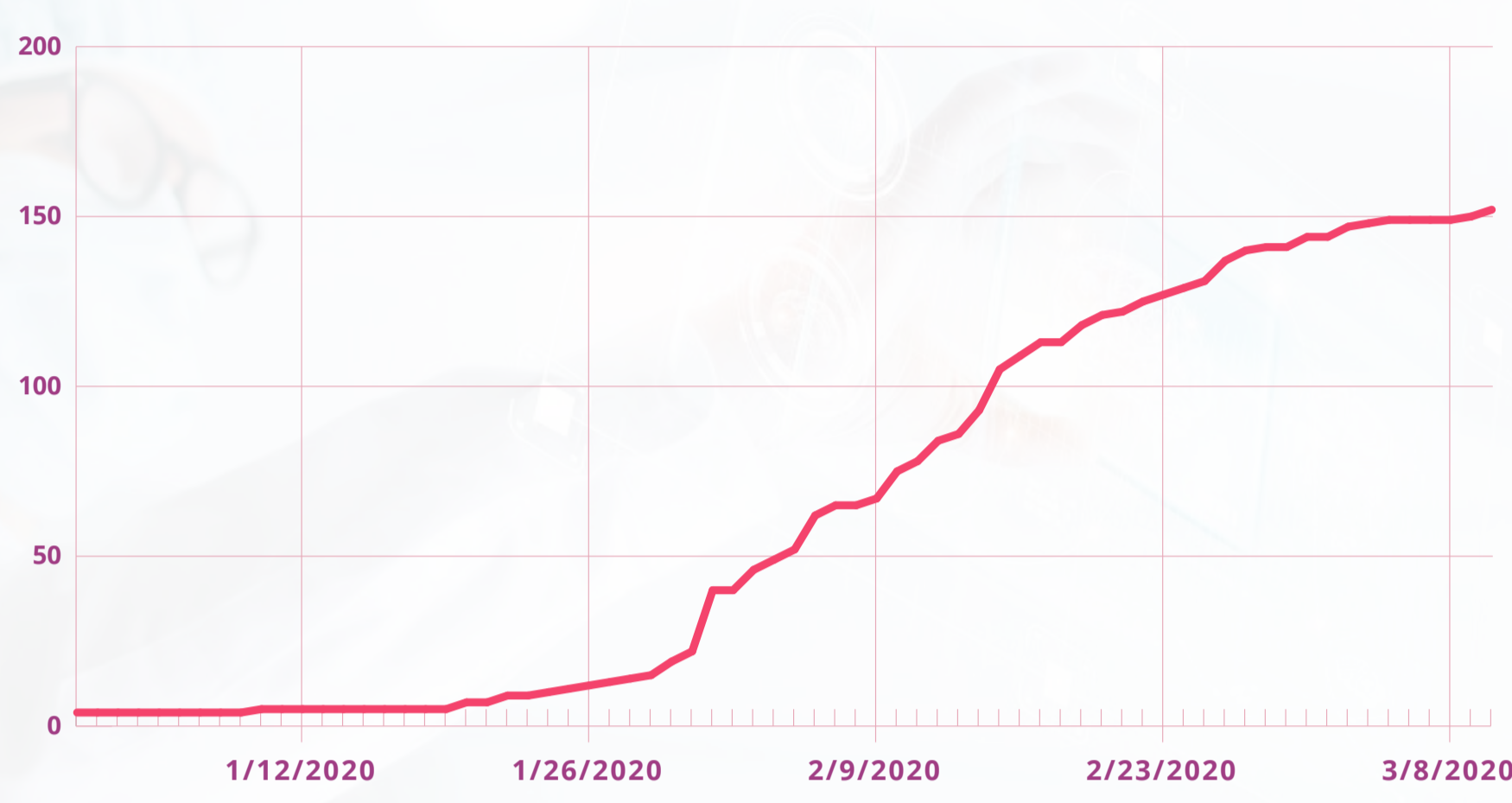
in March 2020

as of March 13, 2020

## Clinical Phase Breakdown

PHASE	TOTAL	ACTUAL	ANTICIPATED
I	20	8	12
I/II	6	5	1
II	177	81	96
II/III	7	3	4
III	16	14	2
IV	81	42	39
Preclinical	2	2	0

## Total Number of Initiated Trials in Biomedtracker & Trialtrove



## Biomedtracker Events

**89** events over **56** drugs for the treatment of **COVID-19**

**2**

in December 2019

**15**

in January 2020

**29**

in February 2020

**43**

in March 2020

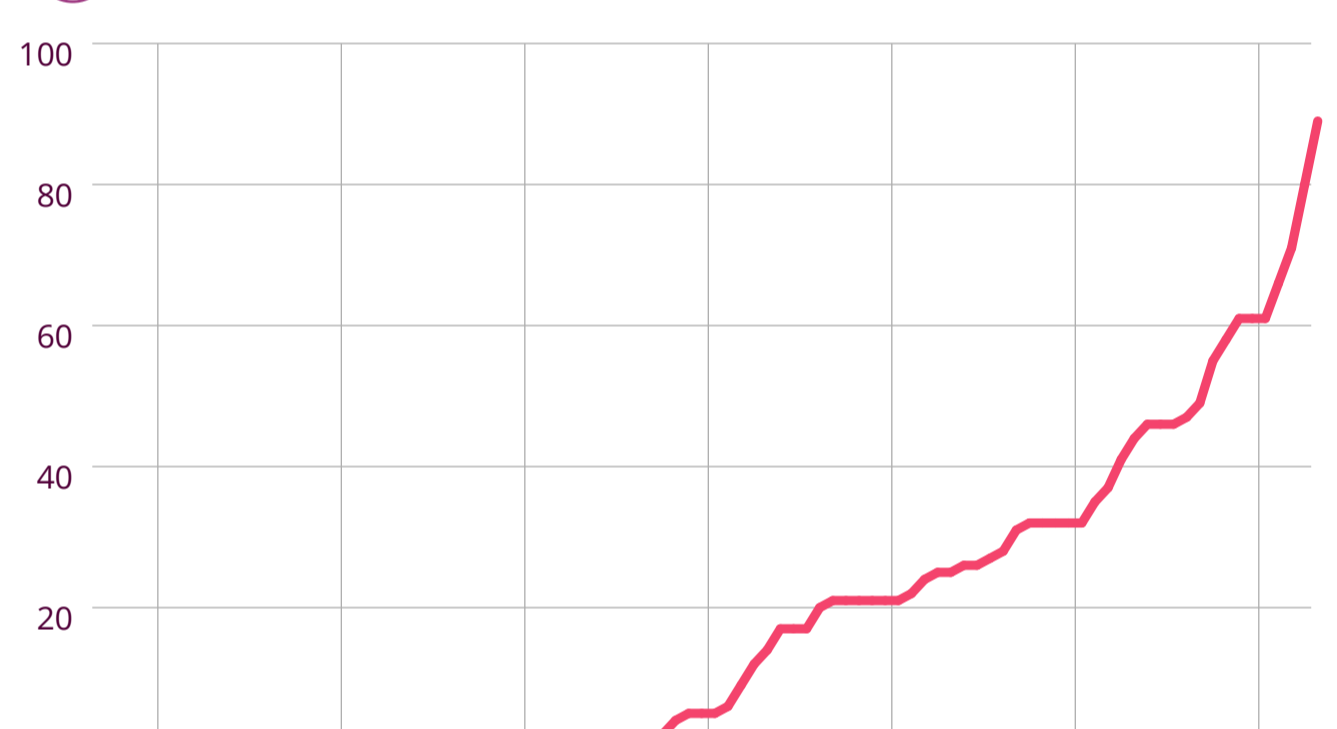
as of March 13, 2020

### Event Type

### Count

Progress Update	38
Partnership	29
Trial Announcement	9
Regulatory	7
Trial Data	3
Patent	2
Corporate	1

### Total Number of Biomedtracker Events



## Breakdown of Published articles



**22** in January 2020

**102** in February 2020

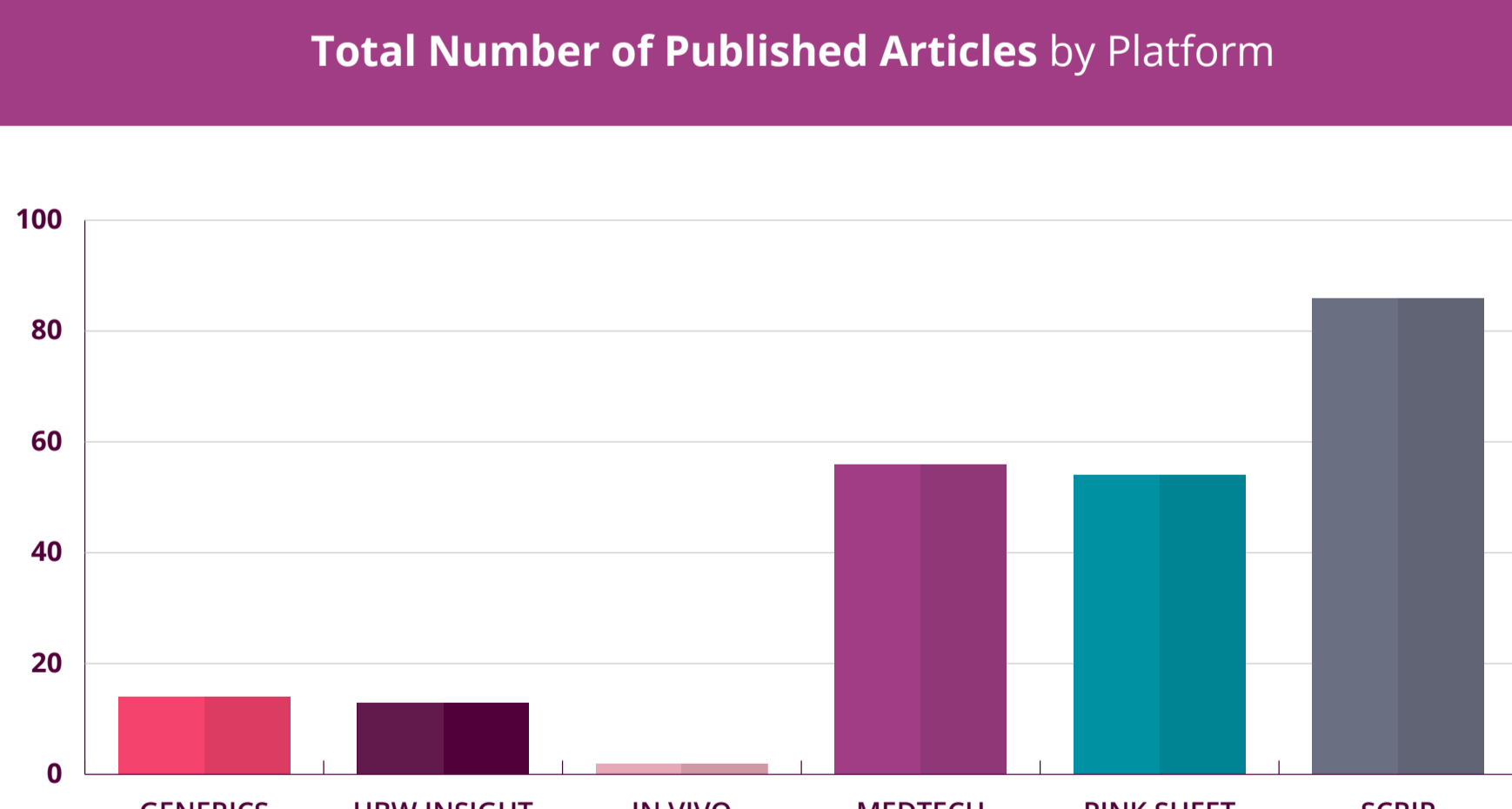
**102** in March 2020

as of March 13, 2020

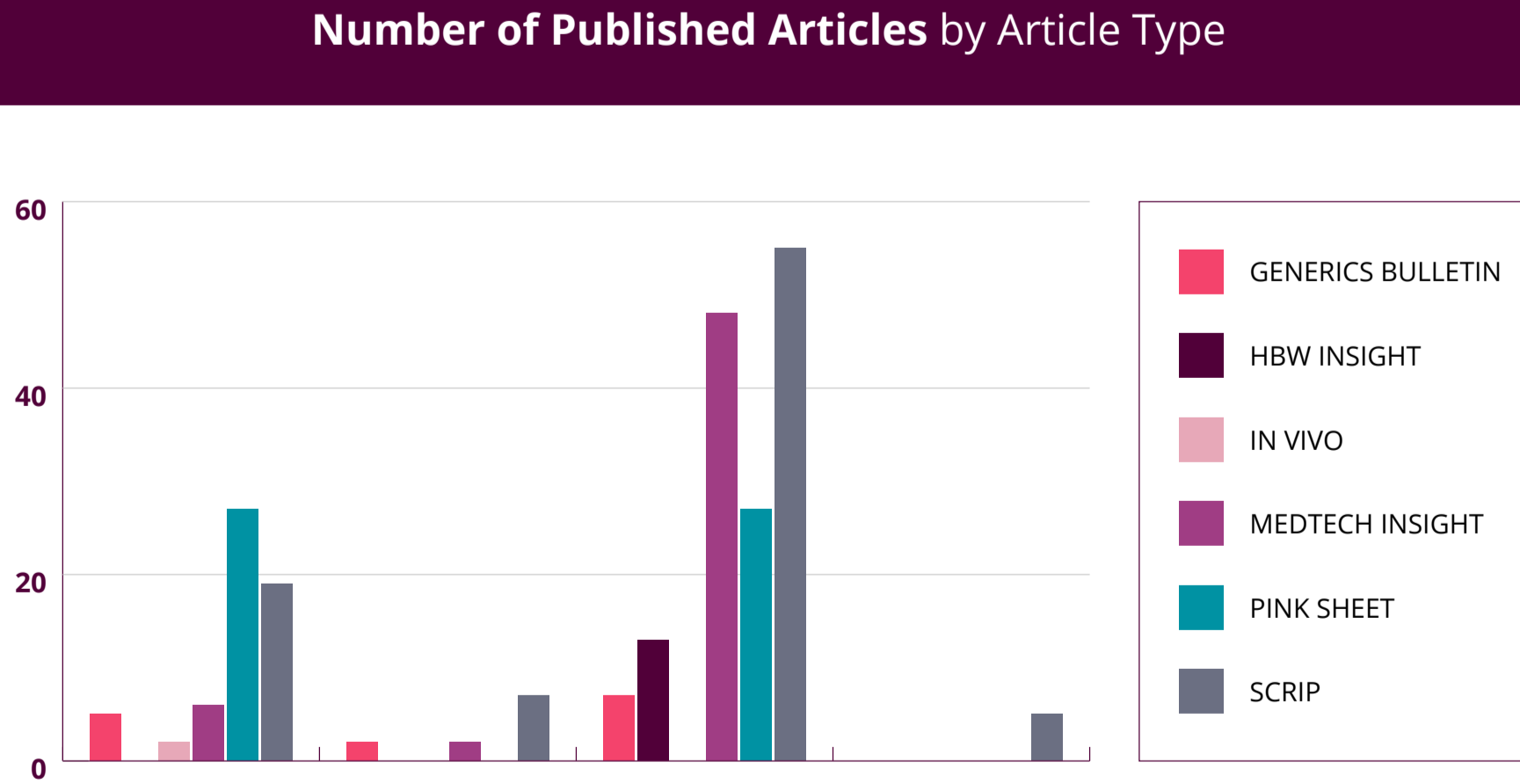
COUNT	GENERIC BULLETIN	HBW INSIGHT	IN VIVO	MEDTECH INSIGHT	PINK SHEET	SCRIP
ANALYSIS	5	0	2	6	27	19
INTERVIEWS	2	0	0	2	0	7
NEWS	7	13	0	48	27	55
OPINION	0	0	0	0	0	5
<b>TOTAL</b>	<b>14</b>	<b>13</b>	<b>2</b>	<b>56</b>	<b>54</b>	<b>86</b>

**225 TOTAL ARTICLES**

### Total Number of Published Articles by Platform



### Number of Published Articles by Article Type



## Pharmaprojects

**67** Drugs currently listed in Pharmaprojects.

Development is broken down as:

**62**

Preclinical

**0**

Phase I Clinical Trial

**4**

Phase II Clinical Trial

**1**

Phase III Clinical Trial